

Where Vision Meets Precision.

Our unique light guide is an innovative illuminated bougie that provides a precise visual path for surgical procedures.



UNMATCHED FEATURES IN ONE DEVICE - LIGHT AND SUCTION

THE UNMET NEED

The preference for Sleeve Gastrectomy among physicians and patients continues to grow. Studies show that the size and shape of the Sleeve is critical to a good result.

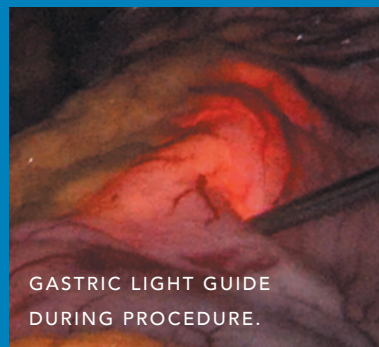
But - the use of a standard bougie lacks the visualization needed for a precise procedure, and also requires multiple insertion steps. This leads to variability, increases risk of complications, and could lead to a less than optimal outcome.

The Gastric Light Guide was invented by Professor Naser Dib who recognized the need for a better visual guide than the standard bougie during bariatric sleeve surgery.

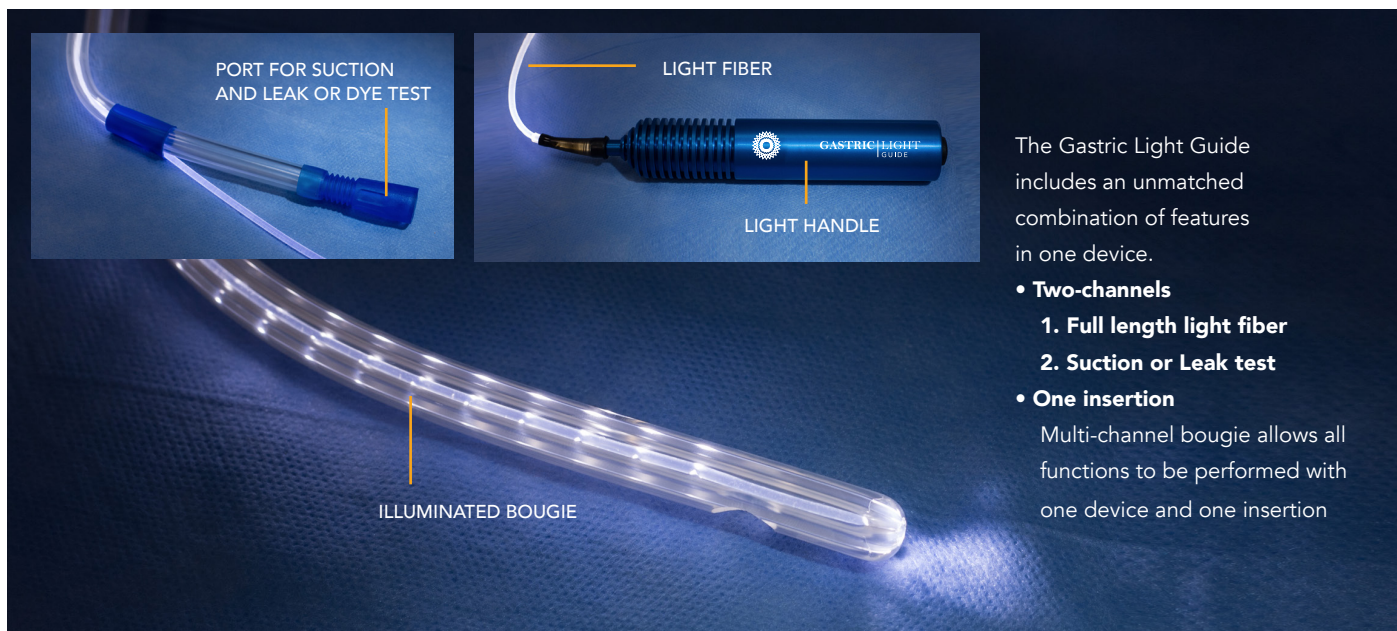


“Traditionally, in sleeve gastrectomy a standard 36F size bougie is used for calibrating the sleeved stomach and for the stomach leak test. As a conventional bougie is hardly visible through the stomach wall, I decided to develop a new one.”

*Dr. Naser Dib, Surgical PhD
Laparoscopic and Colorectal Specialist*



GASTRIC LIGHT GUIDE
DURING PROCEDURE.



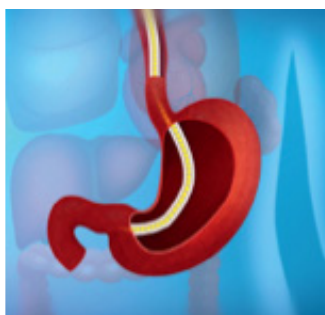
The Gastric Light Guide includes an unmatched combination of features in one device.

• **Two-channels**

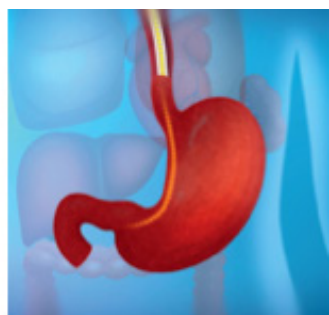
1. Full length light fiber
2. Suction or Leak test

• **One insertion**

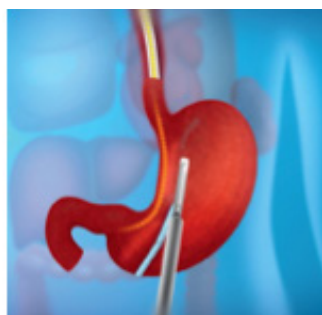
Multi-channel bougie allows all functions to be performed with one device and one insertion



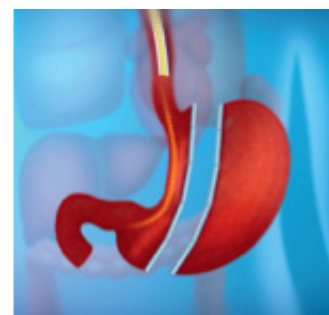
Just after intubation, with light on, the anesthetist places the GLG through the oral cavity and esophagus into the stomach.



Guided by the well-lit bougie seen through the stomach wall, the surgeon positions the GLG along the lesser curvature. Once in position turn suction on.



Subsequently, using an endo-stapler, surgeon cuts off a part of the stomach along the line indicated by the illuminated bougie.




Remove stomach specimen, then perform leak or dye test. After test remove the GLG.

VISION + PRECISION = BETTER OUTCOMES

The Gastric Light Guide gives the surgeon and anesthetist critical visual guidance, reducing the risk of intraoperative and post procedure complications, reducing procedure time, and improving outcomes.

| PRODUCT | CATALOG NO. |
|--|-------------|
| Gastric Light Guide (Single use system) | GLG001 |
| 36FR double channel bougie with fiber optic illuminations | |
| Light Handle (Reusable) | TYPE 8 |
| LED light source, battery operated with neutral light effect | |



GASTRIC | **LIGHT**
GUIDE



2274

PATENT PENDING

DISTRIBUTORS WANTED

Currently available in Poland, Spain, Italy, Belgium, Austria, Germany, Switzerland, Australia, New Zealand, Malaysia, and Korea (coming soon to Mexico, Panama, Colombia).

CONTACT: GRAEME SMITH

TEL: +44 (0) 7540 706378

EMAIL: GSMITH@GASTRICLIGHT.COM

GASTRICLIGHT.COM